




Face A

AFR - PALACE



Maille représentée à l'échelle 1:1 10 mm_J

| | | | | | | | |
|--|--|----------------------------|--------------------------------|-------------------------------|------------------------------|-------------------|------------|
|  | LD x CD x l x e | Acier kg/m ² | Aluminium kg/m ² | Format maxi mm | Epaisseur apparente mm | Vide frontal % | 18 env. |
| | 85 x 30 x 13 x 1,5 62 x 30 x 13 x 2 | 10,5 14,4 | 3,6 4,8 | LD1000/1250/1500 CD > 3000 | 11 | Vide maxi | |